

| | |
|-----------|--|
| PROJECT | |
| TYPE | |
| SPECIFIER | |
| QUANTITY | |
| DATE | |

ETEREA PORTABLE

E9B151- -

| | | |
|-------------|-------------|---------|
| base number | Color | Finish |
| | Temperature | Options |

- To build a product code in our configurator select the specify button on the base model # product page
- To build a manual product code on this datasheet choose from the options listed below in blue font and add the suffix to the base model #

GENERAL

| |
|--------------------------|
| Series: Eterea |
| Brand: Platek |
| Division: Exterior |
| Mounting Type: Portable |
| Mounting Location: Floor |
| Subcategory: Floor |

PHYSICAL

| |
|--|
| Shape: Rectangle |
| Length (mm): 216 |
| Length (in): 8 1/2 |
| Width (mm): 216 |
| Width (in): 8 1/2 |
| Height (mm): 455 |
| Height (in): 17 15/16 |
| Light Distribution: Direct |
| Weight (kg): 6.3 |
| Weight (lbs): 13.8 |
| Diffuser: Painted extraclear glass |
| Fixture Finish: WHI / ANT / COR |
| Holder Finish: Chrome |
| Fixture Material: Stainless Steel |
| Cable Details: Supplied with one power supply cable 5m in length |
| Upon Request: Bolt Down |

ELECTRICAL

| |
|--------------------------------|
| Lamp Type: LED |
| Input Wattage (W): 17.5 |
| Total Output Wattage (W): 16.5 |
| Dimming: Non-Dimmable |
| Input Voltage (V): 120 |

LED

| |
|--------------------------------------|
| Color Temperature (°K): 3000 / 4000 |
| Max. Delivered Lumen (lm): 735 / 765 |
| Nominal Lumen (lm): 1550 / 1612 |
| CRI: >80 CRI |
| Lamp Life (hrs): 60000 |

OPTICAL

| |
|-------------|
| Optic°: 114 |
|-------------|

RATINGS AND CERTIFICATIONS

| |
|--|
| Certified By: Certified for North American Standards |
| IP rating: IP65 |
| IK Rating: IK08 |
| Bug Rating: B0 U0 G0 |
| Upon Request: Higher Maximum Ambient Temperature |



ETEREA PORTABLE

E9B151-

PROJECT

TYPE

SPECIFIER

QUANTITY

DATE



E

ETEREA SURFACE

E9W609- _____ - _____
 base number Color Finish
 Temperature Options

- To build a product code in our configurator select the specify button on the base model # product page
- To build a manual product code on this datasheet choose from the options listed below in blue font and add the suffix to the base model #

GENERAL

Series: Eterea
 Brand: Platek
 Division: Exterior
 Mounting Type: Surface
 Mounting Location: Wall
 Subcategory: Wall Effect

PHYSICAL

Shape: Rectangle
 Length (mm): 216
 Length (in): 8 1/2
 Width (mm): 216
 Width (in): 8 1/2
 Height (mm): 455
 Height (in): 17 15/16
 Light Distribution: Omnidirectional
 Weight (kg): 6.1
 Weight (lbs): 13.4
 Diffuser: Painted extraclear glass
 Fixture Finish: [ANT / BLK / BRZ / COR / RSB / WHI](#)
 Fixture Material: Stainless Steel
 Cable Details: Supplied with one power supply cable 5m in length

ELECTRICAL

Lamp Type: LED
 Input Wattage (W): 17.5
 Total Output Wattage (W): 16.5
 Dimming: Electronic Low Voltage Dimming to 20%
 Input Voltage (V): 120

LED

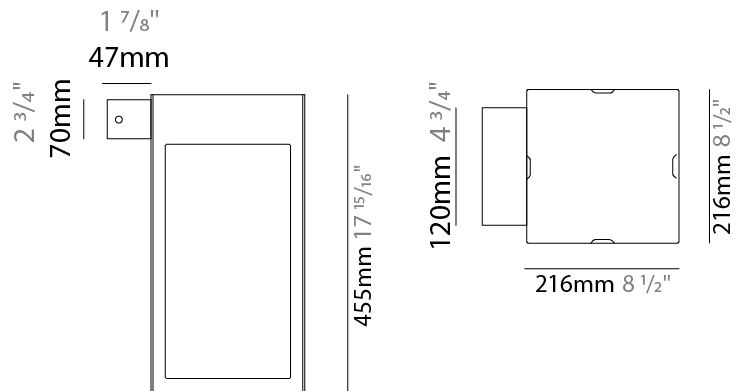
Color Temperature (°K): [3000 / 4000](#)
 Max. Delivered Lumen (lm): 735 / 765
 Nominal Lumen (lm): 1550 / 1610
 CRI: >80 CRI
 Lamp Life (hrs): 60000

OPTICAL

Optic°: 114
 Beam Angle: Wide

RATINGS AND CERTIFICATIONS

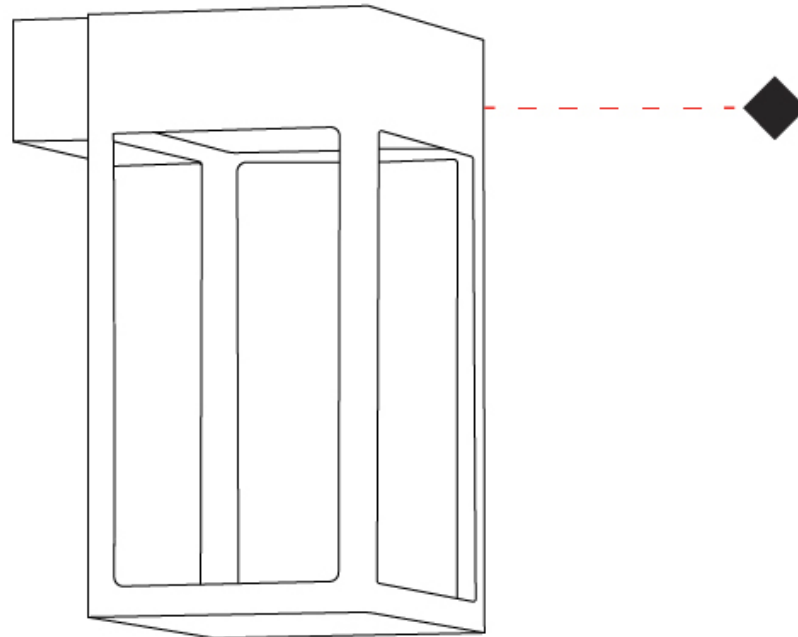
Certified By: Certified for North American Standards
 IP rating: IP65
 IK Rating: IK08
 Bug Rating: B0 U0 G0
 Upon Request: Higher Maximum Ambient Temperature



ETEREA SURFACE

E9W609-

| | |
|-----------|-------|
| PROJECT | _____ |
| TYPE | _____ |
| SPECIFIER | _____ |
| QUANTITY | _____ |
| DATE | _____ |



PROJECT _____

TYPE _____

SPECIFIER _____

QUANTITY _____


DATE _____

Fixture Finish

White - WHI



Anthracite - ANT




Corten - COR



Black - BLK



Bronze - BRZ



Holder Finish

Digital: Not all screens are calibrated the same, and therefore, colors will appear differently between screens.

Physical: When texture is involved, there will be variations in color, character and tone within a product series and between product families.



| | |
|-----------|--|
| PROJECT | |
| TYPE | |
| SPECIFIER | |
| QUANTITY | |
| DATE | |

LEGEND

| | | |
|---|--|--|
| floor-mounted | pivotal | special LED (upon request) RGB, RGBW, tunable, gold+, meat+, art+, fashion+ |
| wall and ceiling: recessed and surface mounted | rotating | warm dim / natural dimming LED |
| ceiling-mounted and wall-mounted | illuminate tilted | rechargeable battery powered |
| wall-mounted | color of suspension cable | fixture with natural vivid LED (upon request) |
| omni-directional light distribution | length of suspension cable | color rendering index |
| direct light distribution | reflector degree selection | color temperature |
| direct/indirect light distribution | super spot | lumen (luminous flux) |
| indirect light distribution | lens | efficacy (lumens per watt) |
| asymmetric light distribution | lens pack | Unified Glare Rating (UGR) range from 5-40 |
| aura light distribution | shine ring | marine grade (AISI 316 stainless steel) |
| round wall or ceiling cut-out | integrated shine ring with diffuser | walk on |
| square wall or ceiling cut-out | free individual colors 01-29 | drive on |
| the supplied jig specifies the cutout dimensions | individual colors: 00 (free of charge), 01-25 (extra charge) | Dark Sky Compliance |
| minimum distance (meters) lamp - object | luminaire part to be colored (F1) | Americans with Disabilities Act (less than 4" off the wall located between 27"-84" from floor) |
| recessed depth | luminaire part to be colored (F2) | lamp protected against explosion |
| ceiling thickness in mm | luminaire part to be colored (F3) | blown glass using traditional methods by master glass blower |
| ceiling thickness selection | luminaire part to be colored (F4) | acoustic material |
| dimmable DP (phase), DV (0-10V), DD (dali), DS (step-dim) | luminaire part to be colored (F5) | protection class I, protection insulation |
| included or excluded LED driver/transformer/control gear | color of 3-circuit adaptor | protection class II, protection insulation |
| separately switchable | indirect diffuser | ETL Certified to UL and CSA Standards |
| sensor | direct diffuser | UL Certified to UL and CSA Standards |
| remote control | ball-proof (upon request) | CSA Certified to UL and CSA Standards |
| available upon request | accessory | Certified for North American Standards |

IP RATING

| | |
|------|--|
| IP20 | protected against ingress of solid bodies greater than 12.5mm (finger) |
| IP33 | protected against ingress of solid bodies greater than 2.5mm protected against sprays of water up to 60 degrees from the vertical (rain) |
| IP40 | protected against ingress of solid bodies greater than 1mm (wire) no protection against the ingress of moisture |
| IP43 | protected against ingress of solid bodies greater than 1mm (wire) protected against sprays of water up to 60 degrees from the vertical (rain) |
| IP44 | protected against ingress of solid bodies greater than 1mm (wire) protected against water splashed from all directions |
| IP54 | protected against limited ingress of dust (wet rooms/covered outdoor areas) protected against water splashed from all directions |
| IP65 | protected against ingress of dust protected against jets of water |
| IP66 | protected against ingress of dust protected against powerful jets of water or heavy seas |
| IP67 | protected against ingress of dust protected against immersion of water between 15cm - 1m for 30 minutes |
| IP68 | protected against ingress of dust protected against immersion of water under pressure for long periods |

IK RATING

| | |
|------|---|
| IK01 | protected against 0.14 joules impact (equivalent to 0.25kg mass dropped from 56mm above the surface) |
| IK02 | protected against 0.2 joules impact (equivalent to 0.25kg mass dropped from 80mm above the surface) |
| IK03 | protected against 0.35 joules impact (equivalent to 0.25kg mass dropped from 140mm above the surface) |
| IK04 | protected against 0.5 joules impact (equivalent to 0.25kg mass dropped from 200mm above the surface) |
| IK05 | protected against 0.7 joules impact (equivalent to 0.25kg mass dropped from 280mm above the surface) |
| IK06 | protected against 1 joules impact (equivalent to 0.25kg mass dropped from 400mm above the surface) |
| IK07 | protected against 2 joules impact (equivalent to 0.5kg mass dropped from 400mm above the surface) |
| IK08 | protected against 5 joules impact (equivalent to 1.7kg mass dropped from 300mm above the surface) |
| IK09 | protected against 10 joules impact (equivalent to 5.0kg mass dropped from 200mm above the surface) |
| IK10 | protected against 20 joules impact (equivalent to 5.0kg mass dropped from 400mm above the surface) |